


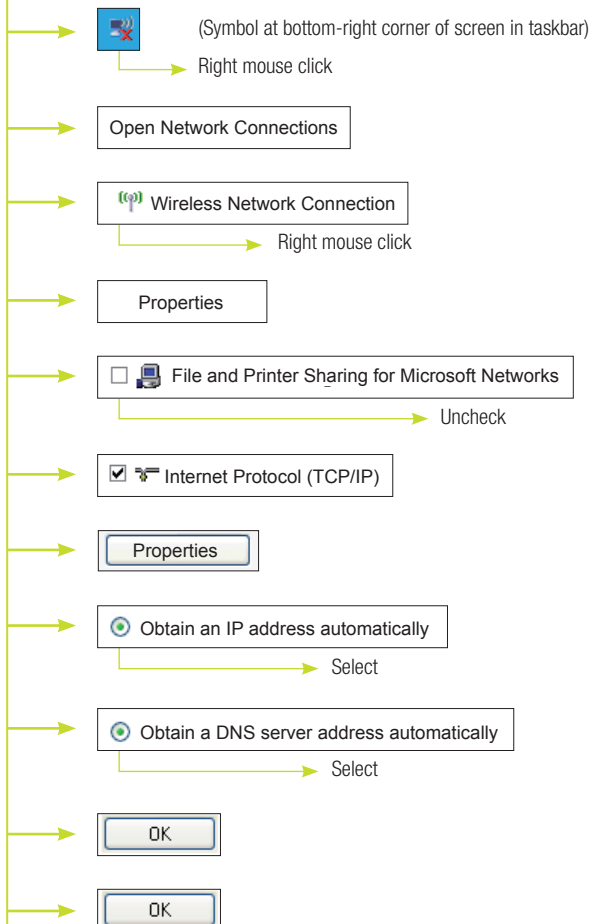
The simple way online



Here's how to get online comfortably!

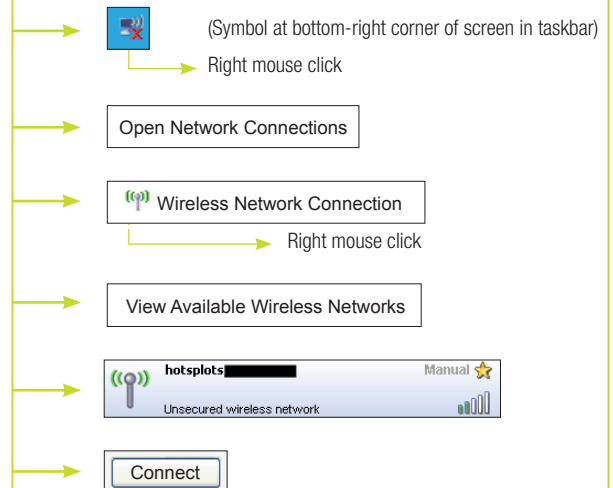
1

IP address and security settings



2

Select appropriate network



4

Login and Surf

With Location Tickets

- Obtain tickets from personnel
- Enter the code printed on the ticket (user name and password) into the login site that appears when you open your browser – **and you're online!**

3

Start your browser (IE, Firefox, Opera, etc.)

The first time a website tries to load, you should be automatically redirected to the HOTSPLOTS login page (<http://login.hotspots.de>). This connection is always securely encrypted. The HOTSPLOTS website itself, however, with documentation and FAQ for users, should now be available to you at no cost.

5

Logout

You will automatically be logged out if you are disconnected from a hotspot for longer than 10 minutes, for example if you leave the reception area or switch off your laptop.

If you would like to actively logout, please click on "Logout from Hotspot" in the pop-up window that appears when you login. If your browser has blocked this pop-up window, you can logout via <http://logout.hotspots.de>.

For questions: www.hotspots.de/support.html
or ask on-site personnel.